

A Snapshot of Youth in Foster Care

**County of San Luis Obispo
Department of Social Services**

*Published Semi-Annually
Effective Date: December 31st, 2019*

TABLE OF CONTENTS

	Page
Glossary	3
Placements by City and Placement Type	4
Placement Caseload Distribution	5
Reasons for Foster Care Placement and Contributing Factors	6
New Initial Placements	7
Placement Moves While in Foster Care	8
Length of Time in Foster Care	9
Placement of Youth Within Their Own Community	10
Sibling Placements	11
Ethnicity	12
Language	13
Age Disparities	14
Teens in Foster Care	15-16
Physical and Mental Health Conditions	17

GLOSSARY OF ACRONYMS

Placement Types

- **CoFFH:** County Foster Family Home
- **CP:** Court Placement
- **CoRFH:** County Resource Family Home
- **FFA-FFH:** Foster Family Agency-Foster Family Home
- **FFA-RFA:** Foster Family Agency-Resource Family Approval Home. An FFA/RFA is a family who obtains their Resource Family Approval through a private Foster Family Agency.
- **GH:** Group Home
- **Guard Home:** Guardian Home
- **R/NREFM:** Relative/Non-Related Extended Family Member. A NREFM is an adult who has an established familial or close relationship with a child (such as a coach, a teacher or a neighbor).
- **Reg Ctr Family:** Small Family Home/Regional Center Family
- **SILP:** Supervised Independent Living Placement. SILP is a placement option for eligible non-minor dependents (NMD) from age 18-21, who voluntarily choose to remain in foster care.
- **STRTP:** Short Term Residential Therapeutic Program

Case Service Components

- **ER:** Emergency Response
- **FM:** Family Maintenance
- **FR:** Family Reunification
- **PP:** Permanent Placement
- **ST:** Supportive Transition

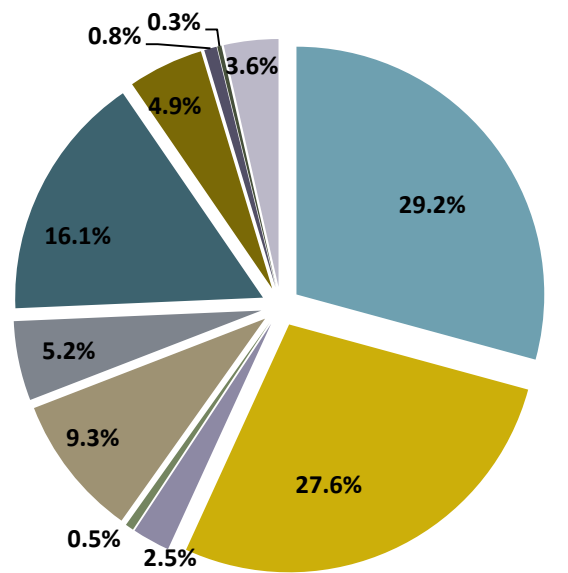
Service Areas

- **AG=Arroyo Grande:** Arroyo Grande, Grover Beach, Oceano, Pismo Beach, and Shell Beach
- **AT=Atascadero:** Atascadero, California Valley, Creston, Santa Margarita, Templeton
- **MB=Morro Bay:** Cambria, Cayucos, Harmony, Los Osos, Morro Bay, San Simeon
- **NP=Nipomo:** Nipomo, addresses in Guadalupe and Santa Maria
- **PR=Paso Robles:** Bradley, Cholame, Paso Robles, San Miguel, Shandon
- **SLO=San Luis Obispo:** Avila Beach, San Luis Obispo

County of San Luis Obispo Department of Social Services Snapshot of Youth in Foster Care

YOUTH IN FOSTER CARE: Location and Placement Type

Placement Types



- R/NREFM: 107 (29.2%)
- CoRFH: 101 (27.6%)
- CoFFH: 9 (2.5%)
- FFA-RFH: 2 (0.5%)
- FFA-FFH: 34 (9.3%)
- GH: 19 (5.2%)
- SILP: 59 (16.4%)
- Guard Home: 18 (4.9%)
- Reg Ctr Family: 3 (1.8%)
- CP: 1 (0.3%)
- STRTP: 13 (3.6%)

	R/NREFM	CoRFH	CoFFH	FFA-RFA	FFA-FFH	GH	SILP	Guard Home	Reg Ctr Family	CP	STRTP	Total	%
Arroyo Grande	3	8	1	0	9	0	1	5	0	0	0	27	7.4
Atascadero	7	28	0	0	12	0	4	1	0	0	0	52	14.2
Cambria	1	0	0	0	0	0	0	0	0	0	0	1	0.3
Cayucos	2	0	0	0	0	0	0	0	0	0	0	2	0.5
Grover Beach	7	3	0	0	3	0	4	0	1	0	0	18	4.9
Los Osos	3	5	0	0	0	0	0	2	0	0	0	10	2.7
Morro Bay	1	0	0	0	0	0	3	0	0	0	0	4	1.1
Nipomo	13	8	0	0	0	0	2	2	0	0	0	25	6.8
Oceano	10	1	0	0	0	0	2	1	0	0	0	14	3.8
Paso Robles	19	21	6	1	1	0	9	5	1	0	0	63	17.2
Pismo Beach	2	1	0	0	0	0	0	0	0	0	0	3	0.8
San Luis Obispo	4	12	0	1	4	0	5	1	0	0	6	33	9.0
San Miguel	3	2	0	0	0	0	1	0	0	0	0	6	1.6
Santa Margarita	0	1	2	0	0	0	0	1	0	0	0	4	1.1
Shandon	1	0	0	0	0	0	0	0	0	0	0	1	0.3
Templeton	3	9	0	0	0	0	1	0	0	0	0	13	3.6
Out of County	24	2	0	0	5	11	20	0	1	1	7	71	19.4
Out of State	4	0	0	0	0	8	7	0	0	0	0	19	5.2
Total	107	101	9	2	34	19	59	18	3	1	13	366	100
%	29.2	27.6	2.5	0.5	9.3	5.2	16.1	4.9	0.8	0.3	3.6	100	

County of San Luis Obispo Department of Social Services

Snapshot of Youth in Foster Care

YOUTH IN FOSTER CARE: Regional Distribution of Cases by Placement Type

Regional Office	R/NREFM	CoRFH	CoFFH	FFA-RFA	FFA-FFH	GH	SILP	Guard Home	Reg Ctr Family	CP	STRTP	Total	%
Arroyo Grande	22	13	1	0	12	0	7	6	1	0	0	62	22.5
Atascadero	10	38	2	0	12	0	5	2	0	0	0	69	25.0
Nipomo	13	8	0	0	0	0	2	2	0	0	0	25	9.1
Paso Robles	23	23	6	1	1	0	10	5	1	0	0	70	25.4
San Luis Obispo	11	17	0	1	4	0	8	3	0	0	6	50	18.1
In-County Total	79	99	9	2	29	0	32	18	2	0	6	276	100.0

YOUTH IN FOSTER CARE: Out of County Placements by Placement Type

While the majority of youth remain placed in San Luis Obispo County, some youth are placed outside of the county or state depending on their needs. The table reflects the type of placement for youth outside of San Luis Obispo County.

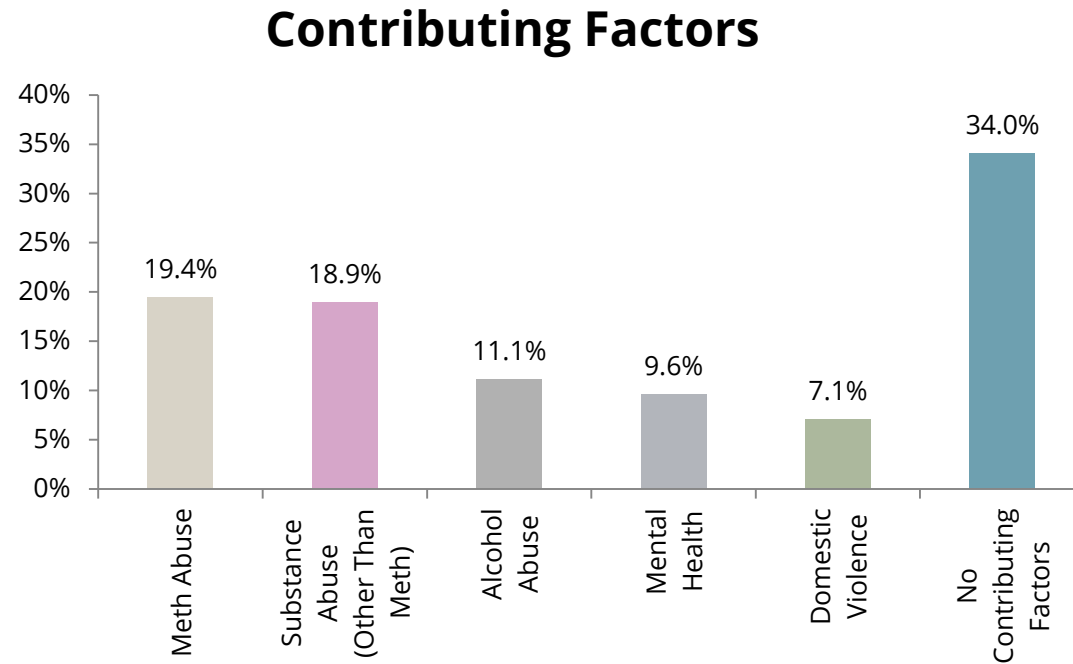
	R/NREFM	CoRFH	CoFFH	FFA-RFA	FFA-FFH	GH	SILP	Guard Home	Reg Ctr Family	CP	STRTP	Total	%
Out of County	24	2	0	0	5	11	20	0	1	1	7	71	19.4
Out of State	4	0	0	0	0	8	7	0	0	0	0	19	5.2

County of San Luis Obispo Department of Social Services

Snapshot of Youth in Foster Care

YOUTH IN FOSTER CARE: Reasons for Initial Foster Care Placement and Contributing Factors

REASON FOR INITIAL PLACEMENT OF YOUTH IN FOSTER CARE AS OF 12/31/2019		
General Neglect	285	77.9%
Caretaker Absence/Incapacity	54	14.8%
Physical Abuse	8	2.2%
Voluntary Reentry - SILP	8	2.2%
Sexual Abuse	2	0.5%
Emotional Abuse	4	1.1%
Severe Neglect	4	1.1%
Relinquishment	1	0.3%
Total	366	100.0%



As of December 31, 2019, 366 youth from San Luis Obispo County were in foster care placement. Specific factors impacted caregiver(s)' ability to provide safe and stable care for 231 of these youth, contributing to their placement in foster care. (Note: some youth may be affected by multiple factors; reason for initial placement only captures the primary reason.)

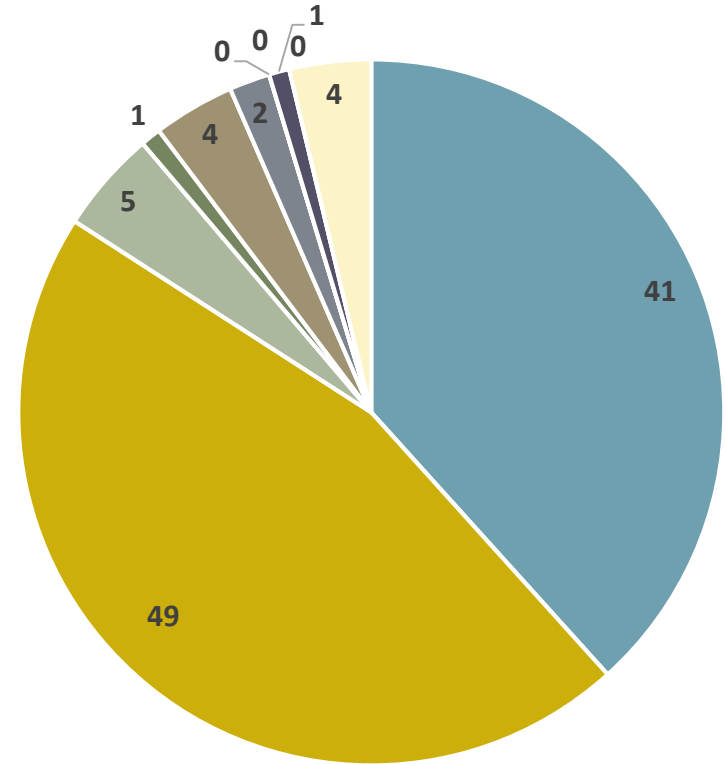
The most prominent factors were methamphetamine abuse and substance abuse (other than methamphetamine), followed by alcohol abuse, intimate partner violence and mental health. Some families were impacted by a combination of multiple contributing factors. The contributing factors data reflects all contributing factors for a family.

County of San Luis Obispo Department of Social Services

Snapshot of Youth in Foster Care

YOUTH IN FOSTER CARE – Initial (New) Placements

Youth Initial Placement	Total	%
R/NREFM	41	38.3%
CoRFH	49	45.8%
CoFFH	5	4.7%
FFA-RFA	1	0.9%
FFA-FFH	4	3.7%
GH	2	1.9%
Guard Home	0	0.0%
SILP	0	0.0%
Reg Ctr Family	1	0.9%
CP	0	0.0%
STRTP	4	3.7%
Total	107	100%



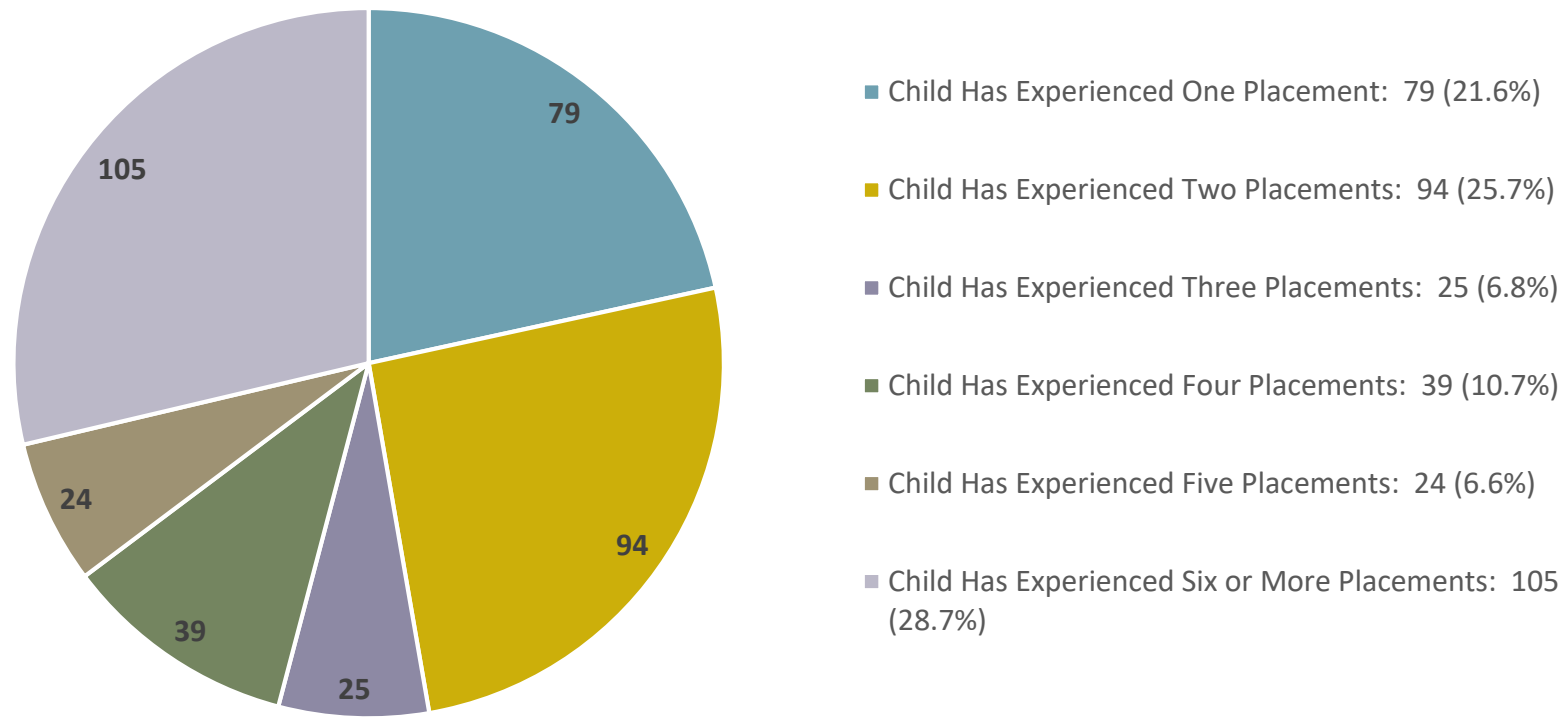
- R/NREFM: 41 (38.3%)
- CoFFH: 5 (4.7%)
- FFA-RFH: 1 (0.9%)
- FFA-FFH: 4 (3.7%)
- GH: 2 (1.9%)
- Guard Home: 0 (0%)
- SILP: 0 (0%)
- Reg Ctr Family: 1 (0.9%)
- CP: 0 (0%)
- STRTP: 4 (3.7%)
- CoRFH: 49 (45.8%)

Between 7/1/2019 and 12/31/2019 a total of 107 youth entered foster care (the graph to right shows type of placement, regardless of moves since initial removal). The majority of youth placed in foster care were removed due to general neglect.

Note: This chart refers to the 107 youth placed into care (initial placement) from 7/1/2019-12/31/19. The chart on p. 4 refers to all youth currently in care, regardless of placement date.

YOUTH IN FOSTER CARE – Number of Placement Moves
Family-to-Family Outcome: Fewer placement moves for Youth in Foster Care

Number of Placement Moves for Youth in Foster Care as of 12/31/2019



Of the 366 youth in foster care as of 12/31/2019, 21% remain in their initial placement; 28% have experienced 6 or more placements.

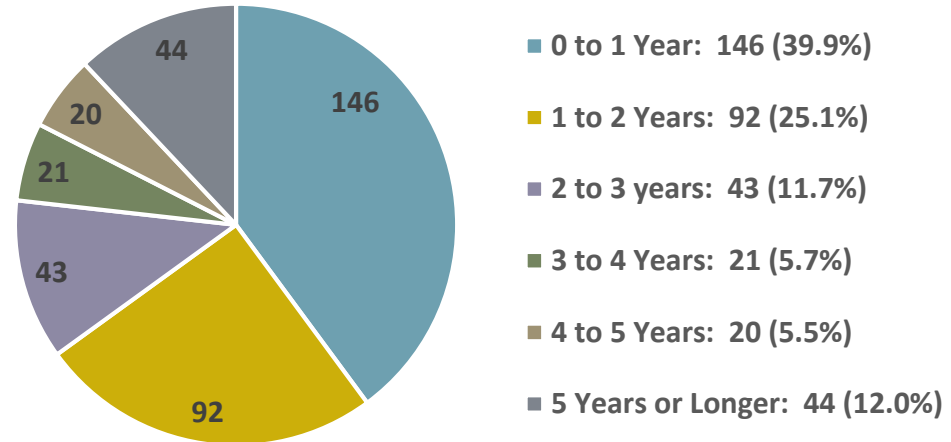
County of San Luis Obispo Department of Social Services Snapshot of Youth in Foster Care

LENGTH OF TIME IN FOSTER CARE

Family-to-Family Outcome: Shorter length of stay in foster care

Years in Foster Care	# of Youth	%
0 to 1 Year	146	39.9%
1 to 2 Years	92	25.1%
2 to 3 years	43	11.7%
3 to 4 Years	21	5.7%
4 to 5 Years	20	5.5%
5 Years or Longer	44	12.0%
Total:	366	100.0%

Years in Foster Care



The goal of San Luis Obispo County Child Welfare Services is to transition youth out of foster care to safe and stable families in the shortest possible timeframe.

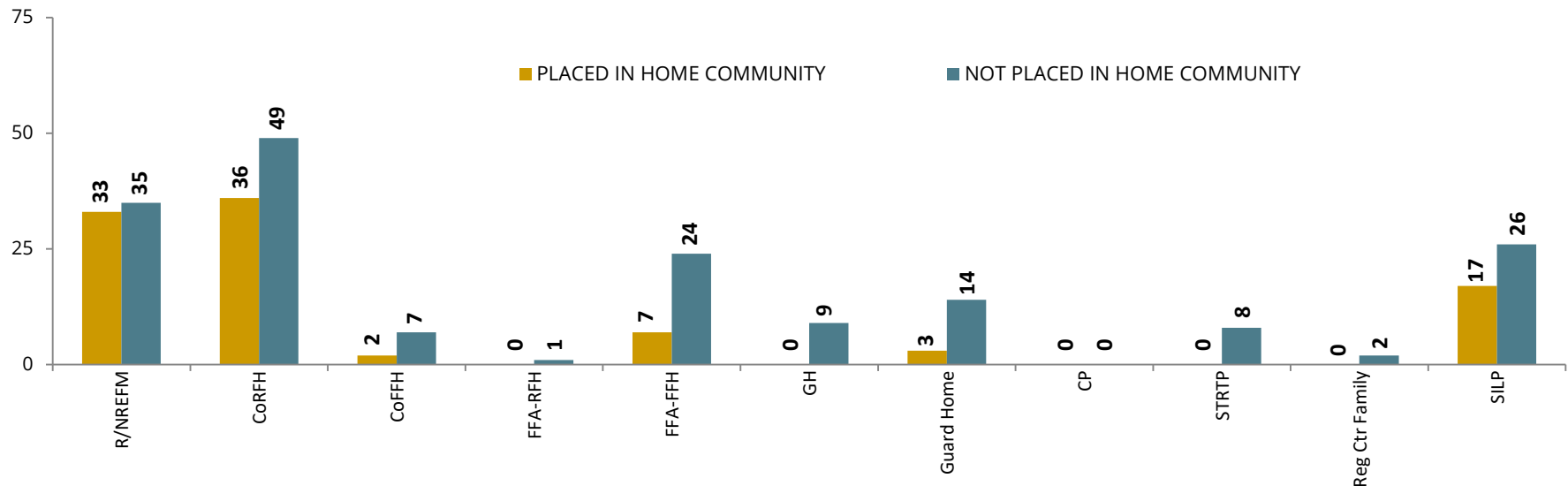
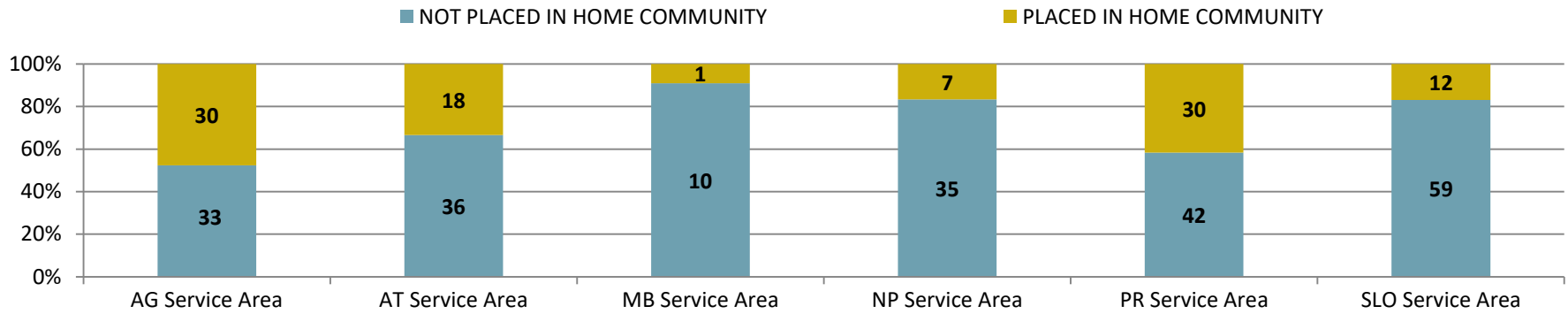
As of 12/31/2019, 65% (238 of 366 youth) have been in foster care for less than two years and 35% have been in foster care for more than two years.

In Foster Care Five Years or Longer					
Place Home Facility Type	FEMALE	MALE	NON-BINARY	Total	%
R/NREFM	1	2	0	3	6.8%
CoRFH	2	3	0	5	11.4%
CoFFH	0	0	0	0	0.0%
FFA-RFA	0	0	0	0	0.0%
FFA-FFH	3	0	0	3	6.8%
GH	0	4	0	4	9.1%
SILP	9	7	0	16	36.4%
GuH	6	3	0	9	20.5%
Reg Ctr Family	1	0	0	1	2.3%
CP	0	0	0	0	0.0%
STRTP	2	1	0	3	6.8%
Total	24	20	0	44	100.0%
%	54.5%	45.5%	0.0%	100.0%	

County of San Luis Obispo Department of Social Services Snapshot of Youth in Foster Care

PLACEMENT OF YOUTH WITHIN THEIR HOME COMMUNITY

For youth in foster care, placement with a relative or extended family member within their home community is the best possible option.



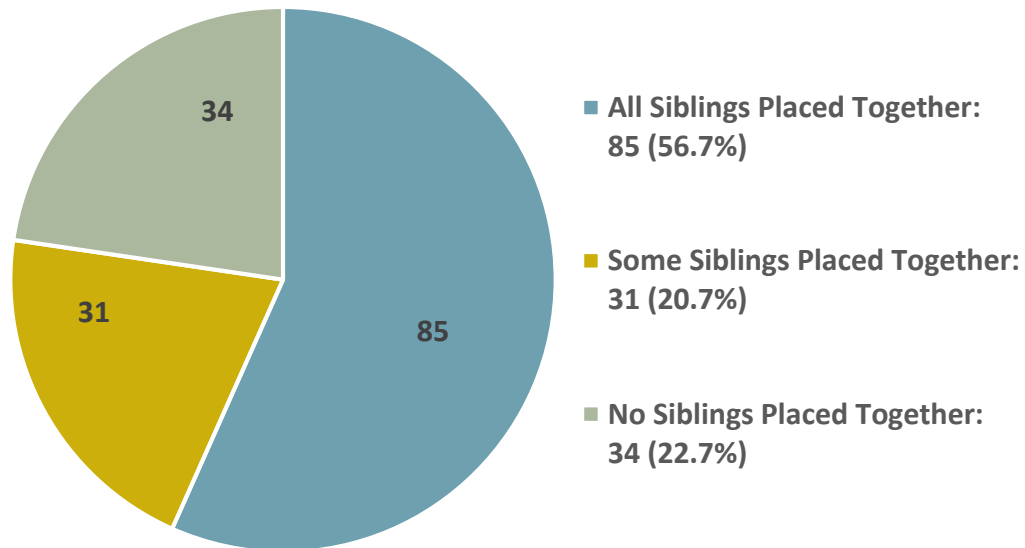
PLACEMENT OF YOUTH WITH THEIR SIBLINGS

Family-to-Family Outcome: More siblings placed together

As Of October 1, 2019	Total	%
All Siblings Placed Together	85	56.7
Some Siblings Placed Together	31	20.7
No Siblings Placed Together	34	22.7
All Youth in Foster Care Who Have Siblings	150	100.0

The most current statistics available for sibling placements are dated October 1, 2019, at which time there were 150 youth in placement who have one or more siblings. Of those, 85 (56.7%) were placed with all of their siblings.

Studies show that maintaining sibling relationships is of vital importance to the well-being of youth. Youth who are abused or neglected by their caregivers often form especially strong ties to their siblings. The emotional support of the sibling bond may nurture a sense of stability and continuity and help to provide a sense of safety for youth in foster care placements.



County of San Luis Obispo Department of Social Services

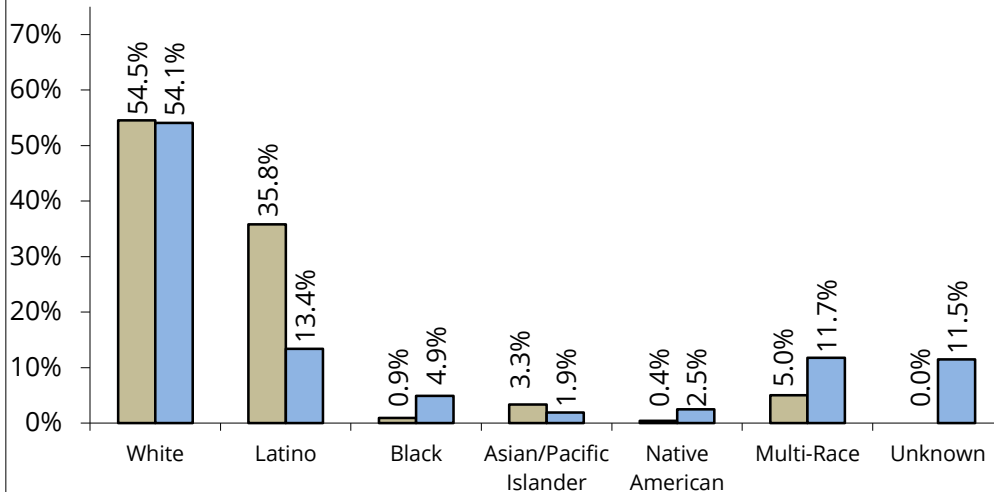
Snapshot of Youth in Foster Care

ETHNIC GROUPS AGE 0-20

Family-to-Family Outcome: Reduce disparities associated with race/ethnicity

Ethnic Groups - Youth Age 0-20

■ Ethnic Groups as % of County Population
 ■ Youth in Placement



Note: There are comparatively very few Black, Asian, and Native American youth who are in foster care in the County of San Luis Obispo. Therefore, the percentages fluctuate significantly with only minor changes in the numbers.

The Department consistently works to minimize potential disparity through the use of evidence-based practices and the provision of staff training.

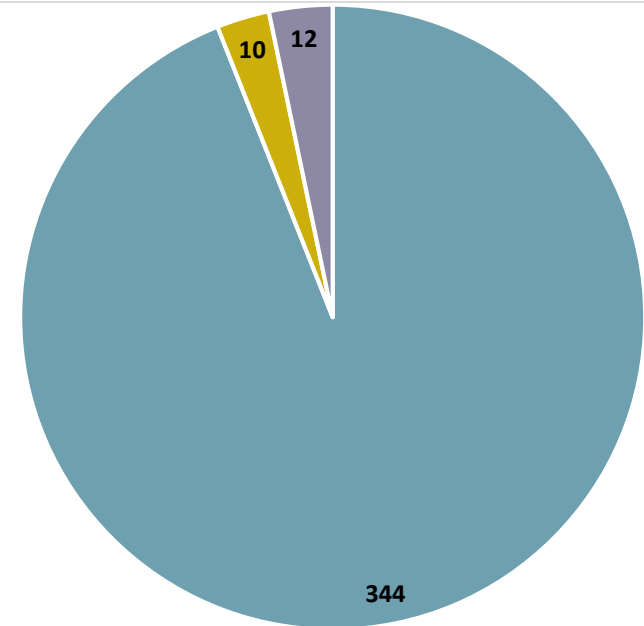
	# of Youth in Placement
White	198
Latino	49
Black	18
Asian/Pacific Islander	7
Native American	9
Multi-Race	43
Unknown	42
Total	366

County of San Luis Obispo Department of Social Services

Snapshot of Youth in Foster Care

LANGUAGE

City of Placement	English Only	Spanish Only	Primary Spanish/Secondary English	Total	%
Arroyo Grande	26	1	0	27	7.4%
Atascadero	46	1	5	52	14.2%
Cambria	1	0	0	1	0.3%
Cayucos	2	0	0	2	0.5%
Grover Beach	16	0	2	18	4.9%
Los Osos	10	0	0	10	2.7%
Morro Bay	4	0	0	4	1.1%
Nipomo	25	0	0	25	6.8%
Oceano	14	0	0	14	3.8%
Paso Robles	57	5	1	63	17.2%
Pismo Beach	3	0	0	3	0.8%
San Luis Obispo	30	2	1	33	9.0%
San Miguel	6	0	0	6	1.6%
Santa Margarita	4	0	0	4	1.1%
Shandon	1	0	0	1	0.3%
Out of County	99	1	3	103	28.1%
Total:	344	10	12	366	100.0%
%	94.0%	2.7%	3.3%	100.0%	



- English Only: 344 (94.0%)
- Spanish Only: 10 (2.7%)
- Primary Spanish/Secondary English: 12 (3.3%)

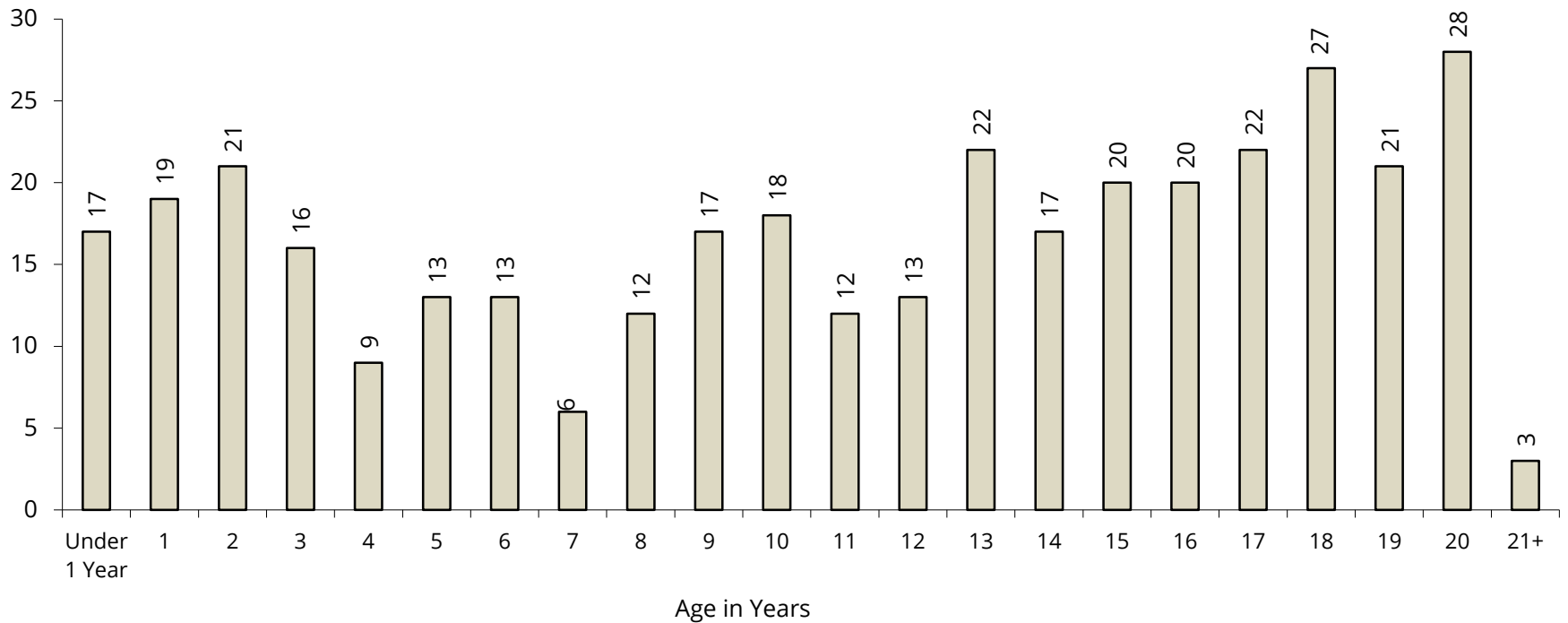
There are currently 22 youth in foster care (6.0% of the total 366) whose primary language is Spanish. As of 12/31/2019, these youth were placed as shown in the chart to the left.

County of San Luis Obispo Department of Social Services Snapshot of Youth in Foster Care

AGE DISPARITIES

Family-to-Family Outcome: Reduce disparities associated with age

Number of Youth in Foster Care by Age



As of December 31, 2019, of the 366 youth placed in foster care, 95 were between the ages of 0-5 (26.0%), 91 were between the ages of 6-12 (24.9%), 101 were between the ages of 13-17 (27.6%) and 79 (21.6%) were age 18 and older.

County of San Luis Obispo Department of Social Services

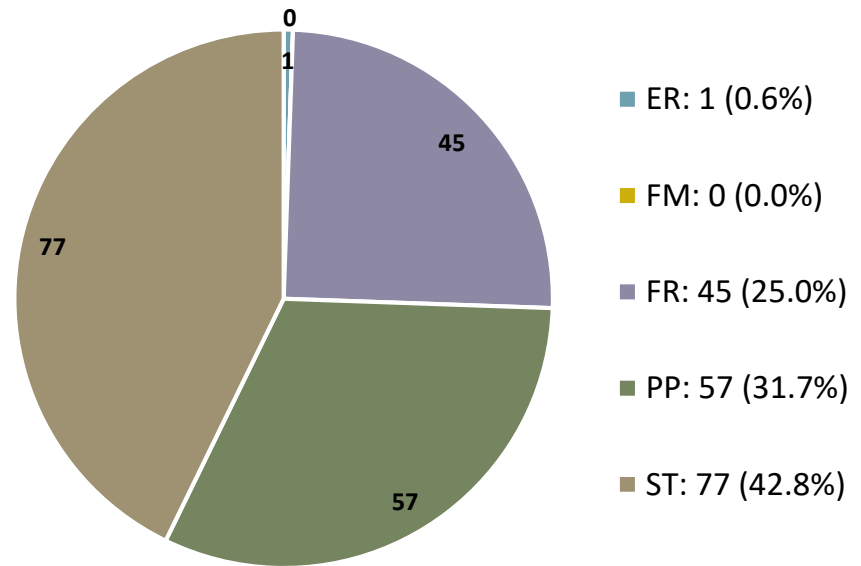
Snapshot of Youth in Foster Care

TEENS Family-to-Family Outcome: Reduce disparities associated with age

180 County of San Luis Obispo teens were in foster care as of 12/31/2019

Placement Types for Teens in Foster Care	ER	FM	FR	PP	ST	Total	%
R/NREFM	0	0	15	16	0	31	17.2%
CoRFH	1	0	10	10	3	24	13.3%
CoFFH	0	0	0	0	0	0	0.0%
FFA-RFH	0	0	0	0	0	0	0.0%
FFA-FFH	0	0	8	8	11	27	15.0%
GH	0	0	7	9	0	16	8.9%
SILP	0	0	0	0	59	59	32.8%
Guard Home	0	0	0	8	2	10	5.6%
Reg Ctr Family	0	0	0	1	2	3	1.7%
CP	0	0	0	1	0	1	0.6%
STRTP	0	0	5	4	0	9	5.0%
Total	1	0	45	57	77	180	100.0%
%	0.6%	0.0%	25.0%	31.7%	42.8%	100.0%	

Current Case Service Components for Teens in Foster Care

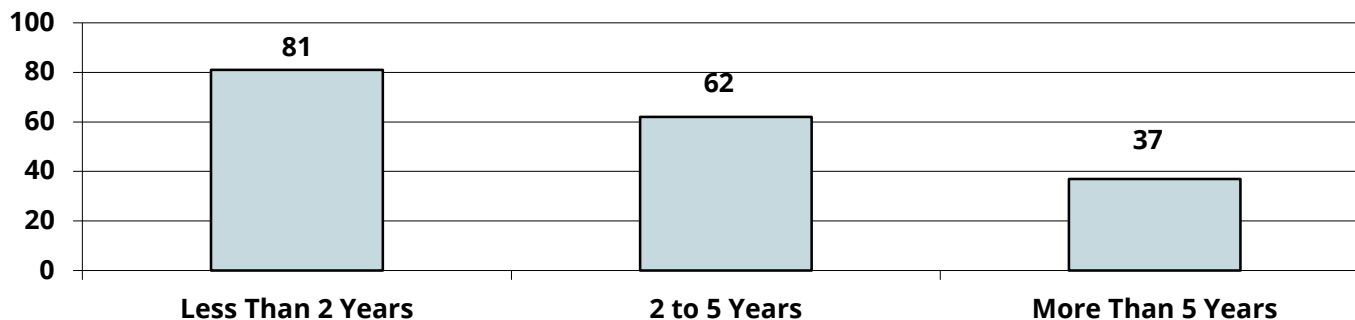


AB12/Extended foster care program provides youth in foster care on their 18th birthday with the voluntary option to remain in foster care and receive services and support until the age of 21. AB12 began in January 2012 and the full program was phased in over 3 years.

Youth participating in AB12 are counted in the Supportive Transition service component in the chart to the left. As of 12/31/2019, there were 79 youth in placement participating in AB12.

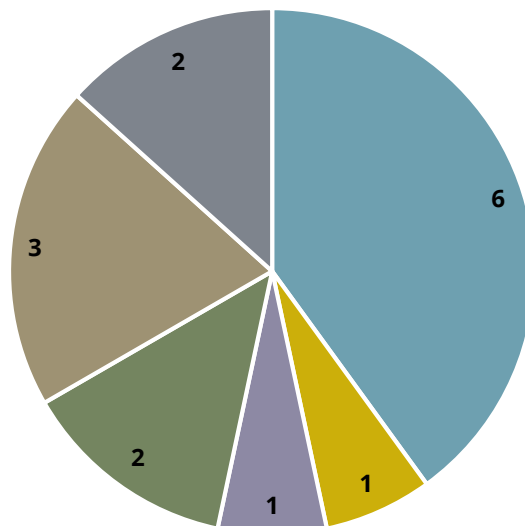
TEENS Family-to-Family Outcome: Reduce disparities associated with age

Length of Stay for 180 Teens in Foster Care



**Reasons for Closing Teen Foster Care Cases
Between 1/1/2019 and 12/31/2019**

- Adoption: 6 (40.0%)
- Non-Minor Dependent Eligible Reentry: 1 (6.7%)
- Guardianship: 1 (6.7%)
- Aged Out: 2 (13.3%)
- Incarcerated: 3 (20.0%)
- Re-Unified: 2 (13.3%)



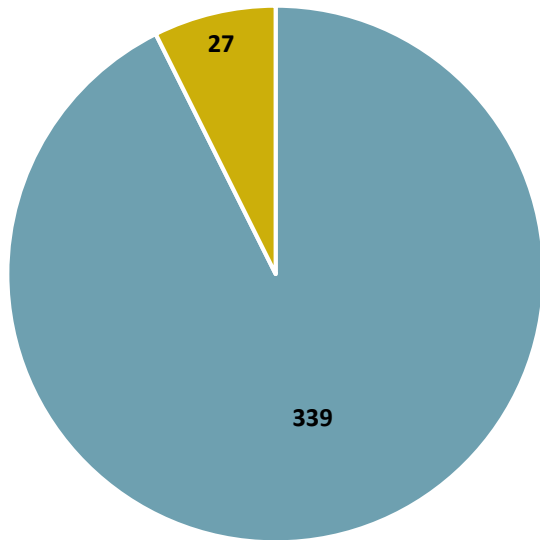
A total of 15 teen foster care cases were closed between 1/1/2019 and 12/31/2019. Of the 15 cases closed, 6 (40%) were closed due to adoption (see chart on left).

County of San Luis Obispo Department of Social Services

Snapshot Youth in Foster Care

PHYSICAL AND MENTAL HEALTH CONDITIONS

As of December 31, 2019	Total	%
Youth with Medical Condition Noted (92.6%)	339	92.6%
Youth With No Known Medical Condition Noted (7.4%)	27	7.4%
Total	366	100.0%



- Youth with Medical Condition Noted (92.6%)
- Youth With No Medical Condition Noted (7.4%)

92.6% of youth currently in foster care have one or more physical or mental health conditions requiring treatment. The chart below shows some of the more common conditions. Because some youth have multiple conditions, the percentages do not add up to 100%. The Other Physical Health Condition category includes youth in care who experienced prenatal drug exposure, diabetes, cerebral palsy, congenital heart disease, scoliosis, and a wide range of other conditions.

This data is based upon CWS/CMS case records of the 366 youth in foster care as of 12/31/2019.

Medical Conditions of Youth in Foster Care	Total # Youth Affected	% of Youth Affected
Dental-Cavities	164	44.8
Drug-Alcohol Exposure	39	10.7
Emotional-Behavioral	179	48.9
Visual-Hearing-Speech	154	42.1
Other Physical Health Condition	308	84.2