

A Snapshot of Children in Foster Care

**County of San Luis Obispo
Department of Social Services**

*Published Semi-Annually
Effective Date: December 31st, 2018*

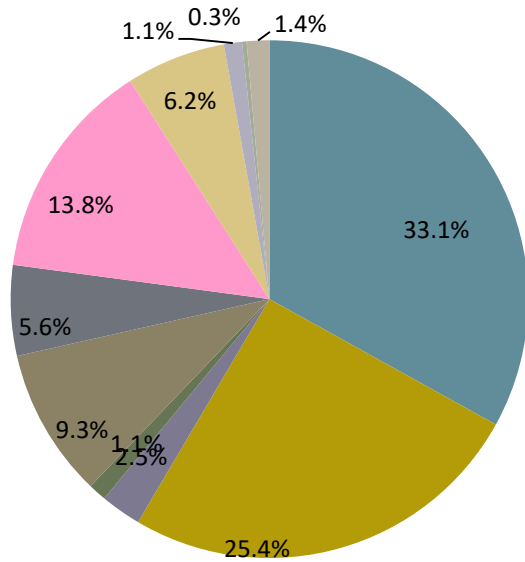
TABLE OF CONTENTS

	Page
Placements by City and Placement Type	3
Regional Office Overview	4
Reasons for Foster Care Placement and Contributing Factors	5
Placement Moves While in Foster Care	6
New Initial Placements	7
Length of Time in Foster Care	8
Placement of Children Within Their Own Community	9
Sibling Placements	10
Ethnicity	11
Language	12
Age Disparities	13
Teens in Foster Care	14-15
Medical Conditions	16

County of San Luis Obispo Department of Social Services Snapshot of Children in Foster Care

CHILDREN IN FOSTER CARE: City/Region and Placement Type

Placement Types



- Relative / NREFM Home
- County Resource Family Home
- County Licensed Foster Family Home
- FFA Resource Family Home
- FFA Licensed Foster Family Home
- Group Home
- SILP
- Guardian Home
- Small Family Home (Regional Center)
- Court Placement
- Short Term Res. Therapeutic Prog

NREFM (Non-Relative Extended Family Members): A NREFM is an adult who has established a familial or close relationship with a child; such as a coach, a teacher or a neighbor.

FFA/RFA (Foster Family Agency/Resource Family Home): An FFA/RFA is a family who obtains their Resource Family Approval through a private Foster Family Agency.

SILP (Supervised Independent Living Placement): SILP is a placement option through AB12, also known as Extended Foster Care (EFC). This program provides services to non-minor dependents (NMD) from age 18 to a youth's 21st birthday, who voluntarily choose to remain in foster care and participate in a qualifying activity.

	Relative / NREFM Home	County Resource Family Home	County Licensed Foster Family Home	FFA Resource Family Home	FFA Licensed Foster Family Home	Group Home	SILP	Guardian Home	Small Family Home (Regional Center)	Court Placement	Short Term Res. Therapeutic Prog	Sum:
Arroyo Grande	16	10		2	7		2	5				42
Atascadero	6	21	1		9	2	5	2				46
Cayucos	1											1
Grover Beach	12	4			3		3		1			23
Los Osos	1	3		1			2	2				9
Morro Bay					2		2					4
Nipomo	13	10					2	3				28
Oceano	4	1						1				6
Paso Robles	13	18	6		5		5	6	2			55
Pismo Beach	1	1					1					3
San Luis Obispo	5	12		1	4	5	8					35
San Miguel		1										1
Santa Margarita	2	1	2					1				6
Shandon	2											2
Templeton	3	4					2					9
Out of County	29	4			3	11	11	1	1	1	5	66
Out of State	9					2	6	1				18
Sum:	117	90	9	4	33	20	49	22	4	1	5	354

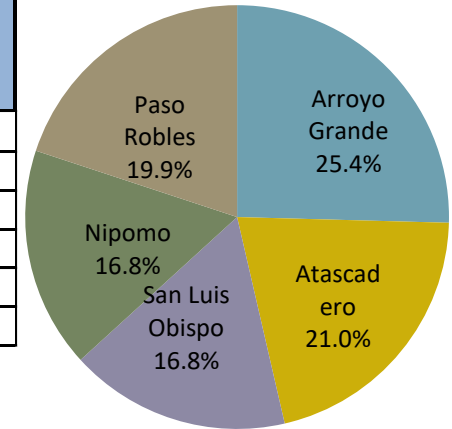
County of San Luis Obispo Department of Social Services

Snapshot of Children in Foster Care

CHILDREN IN FOSTER CARE: Regional Office Overview of In-County Placements

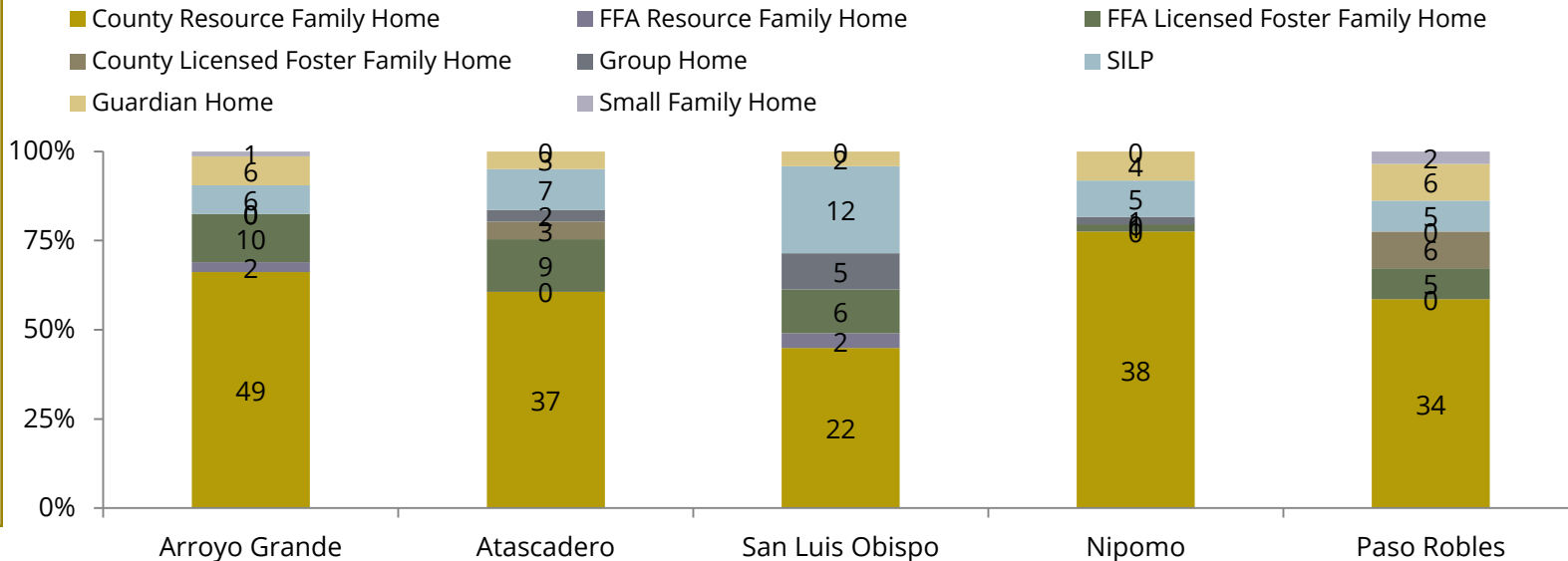
REGIONAL OFFICE	Relative / NREFM Home	County Resource Family Home	County Licensed Foster Family Home	FFA Resource Family Home	FFA Licensed Foster Family Home	Group Home	SILP	Guardian Home	Small Family Home	Sum
Arroyo Grande	33	16	0	2	10	0	6	6	1	74
Atascadero	11	26	3	0	9	2	7	3	0	61
San Luis Obispo	7	15	0	2	6	5	12	2	0	49
Nipomo	26	12	0	0	1	1	5	4	0	49
Paso Robles	15	19	6	0	5	0	5	6	2	58
In-County Total	92	88	9	4	31	8	35	21	3	291

In-County Foster Care Placements by Region



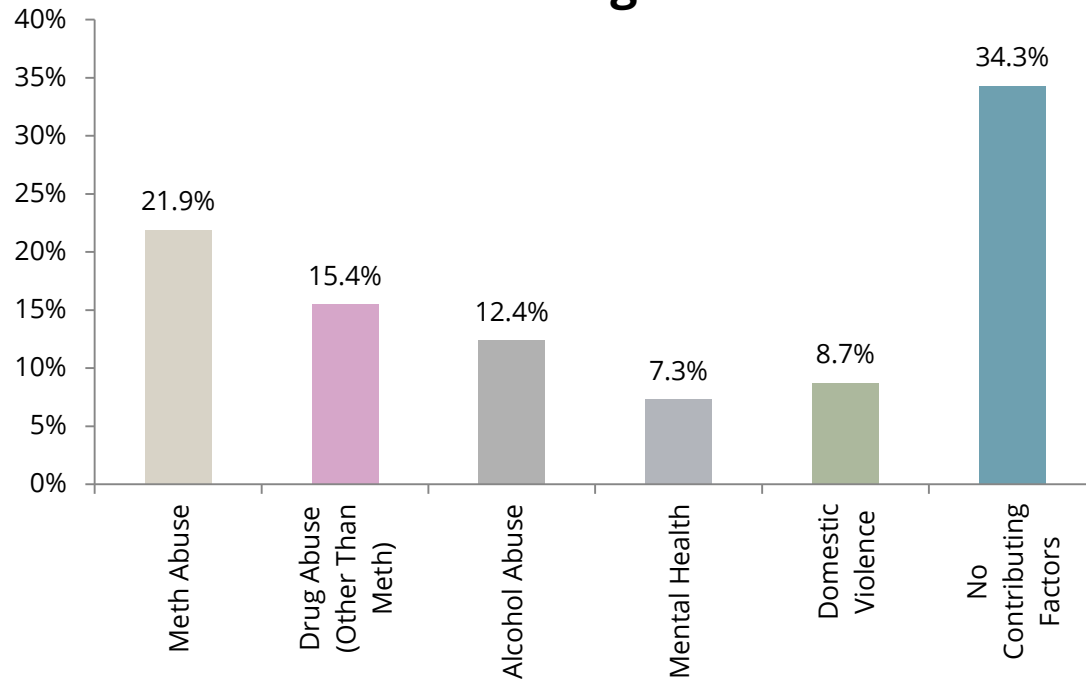
Note: Data on this page excludes children placed outside County of San Luis Obispo. There are currently 354 children placed in County of SLO and 84 children placed out of county.

Placement Types by Regional Office Effective 12/31/2018



CHILDREN IN FOSTER CARE: Reasons for Foster Care Placement and Contributing Factors

Contributing Factors



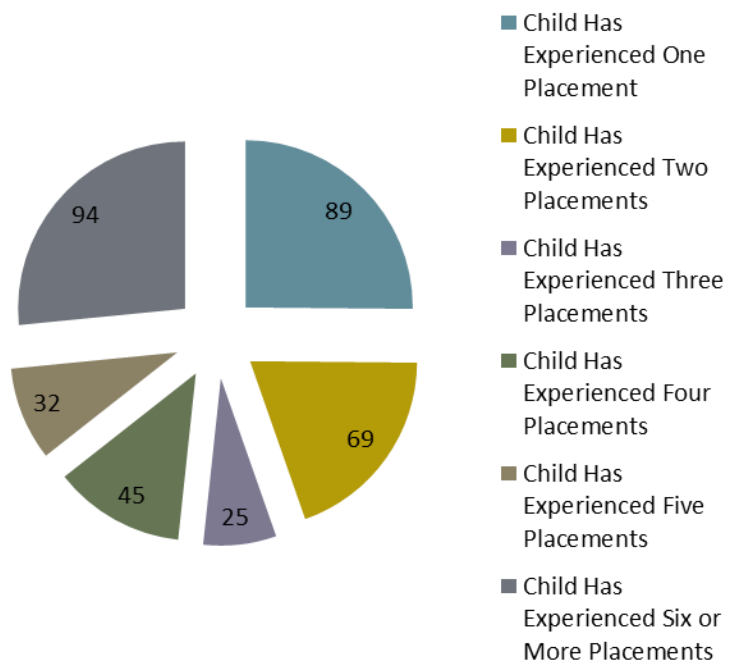
REASON FOR INITIAL PLACEMENT OF CHILDREN IN FOSTER CARE AS OF 12/31/2018		
General Neglect	269	76.0%
Care Taker Absence/Incapacity	57	16.1%
Physical Abuse	9	2.5%
Voluntary Reentry - SILP	10	2.8%
Sexual Abuse	0	0.0%
Emotional Abuse	2	0.6%
Severe Neglect	4	1.1%
Safely Surrender Baby	2	0.6%
Exploitation	1	0.3%
Sum	354	

As of December 31, 2018, there were 354 children and youth placed in foster care in the County of San Luis Obispo. Specific contributing factors impacted caregiver(s)' ability to provide safe and stable care for 234 of these 354 children.

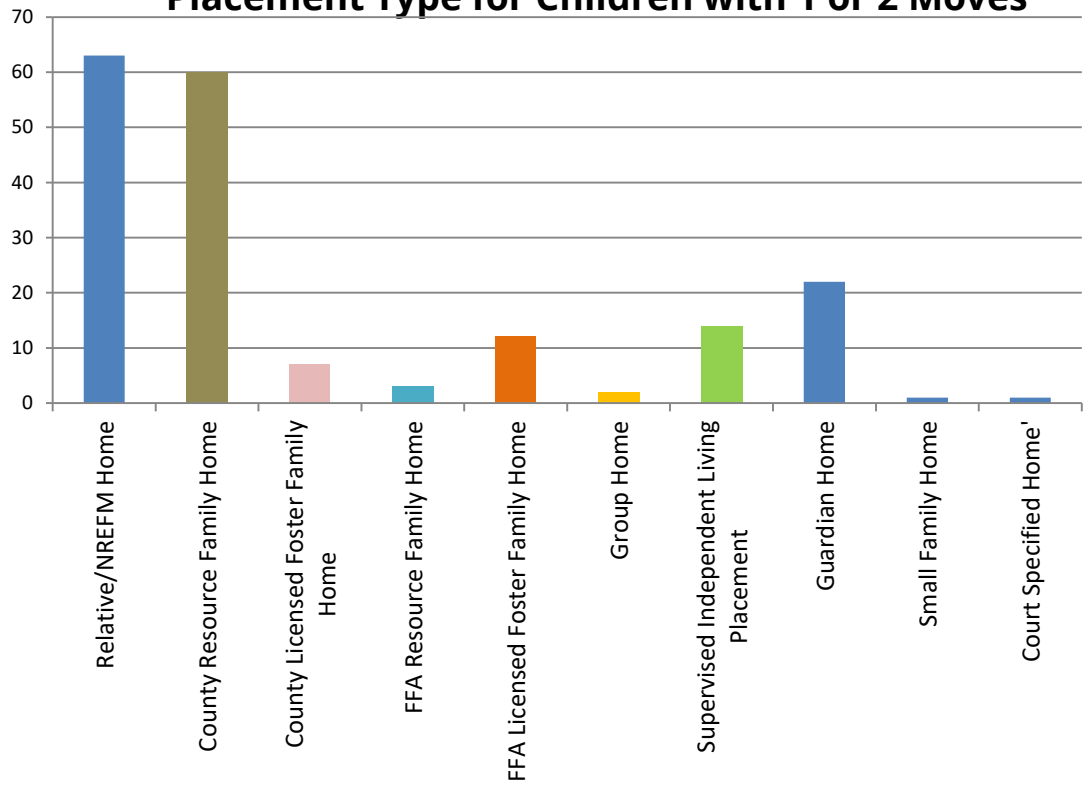
The most prominent factors were methamphetamine abuse and drugs abuse (other than methamphetamine), followed by alcohol abuse, domestic violence and mental health. Some families were impacted by a combination of multiple contributing factors.

CHILDREN IN FOSTER CARE – Number of Placement Moves
 Family-to-Family Outcome: Fewer placement moves for children in Foster Care

Number of Placement Moves for Children in Foster Care as of 12/31/2018



Placement Type for Children with 1 or 2 Moves

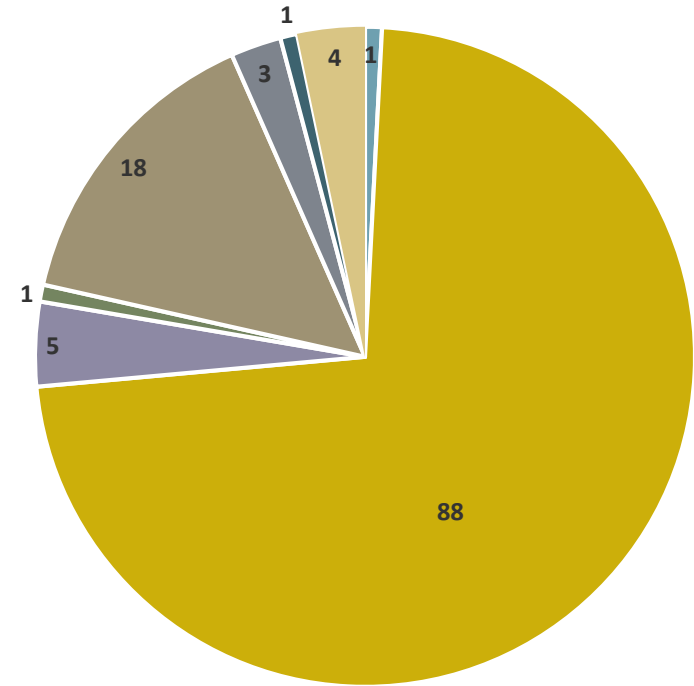


Of the 354 children in Foster Care as of 12/31/2018, 25% remain in their initial placement and 27% have experienced 6 or more different placements. Note: The pie chart does not denote placement type, but the number of children who have experienced a specific number of placements.

County of San Luis Obispo Department of Social Services Snapshot of Children in Foster Care

CHILDREN IN FOSTER CARE – Initial (New) Placements

Children Initially Removed with only one (1) Placement	Total
Relative/NREFM Home (33.8%)	47
County Resource Family Home (42.4%)	59
County Licensed Foster Family Home (3.6%)	5
FFA Resource Family Home (0.7%)	1
FFA Licensed Foster Family Home (12.9%)	18
Group Home (2.2%)	3
Guardian Home (0.7%)	1
Supervised Independent Living Program (2.9%)	4
Short Term Res. Therapeutic Prgm (0.7%)	1



Between July 1, 2018 and December 31, 2018 a total of 152 children were separated from their parents and placed into Foster Care (pie graph shows type of placement, regardless of moves since initial removal). The majority of children placed in Foster Care were removed due to general neglect.

Note: This chart refers the 152 children placed into care (initial placement) from 7/1/2018-12/31/18. The chart on p. 5 refers to all children currently in care, regardless of placement date.

- Relative/NREFM Home (0.8%)
- County Resource Family Home (72.1%)
- County Licensed Foster Family Home (4.1%)
- FFA Resource Family Home (0.8%)
- FFA Licensed Foster Family Home (14.86%)
- Group Home (2.5%)
- Guardian Home (0.8%)
- Supervised Independent Living Program (3.3%)

County of San Luis Obispo Department of Social Services Snapshot of Children in Foster Care

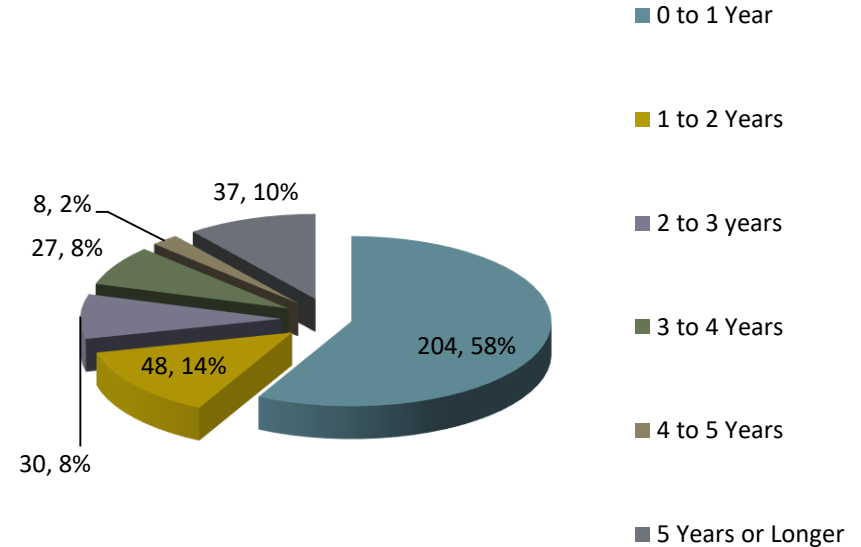
LENGTH OF TIME IN FOSTER CARE

Family-to-Family Outcome: Shorter length of stay in Foster Care

Years in Foster Care	# of Children	Percentage
0 to 1 Year	204	57.6%
1 to 2 Years	48	13.6%
2 to 3 years	30	8.5%
3 to 4 Years	27	7.6%
4 to 5 Years	8	2.3%
5 Years or Longer	37	10.5%

In Foster Care Five Years or Longer			
Place Home Facility Type	GIRLS	BOYS	Total
County Resource Family Home	3	2	5
FFA Licensed Foster Family Home	4	1	5
Group Home	0	4	4
Small Family Home	1	1	2
Guardian Home	6	4	10
SILP	9	6	15
Sum	23	18	41

Years in Foster Care

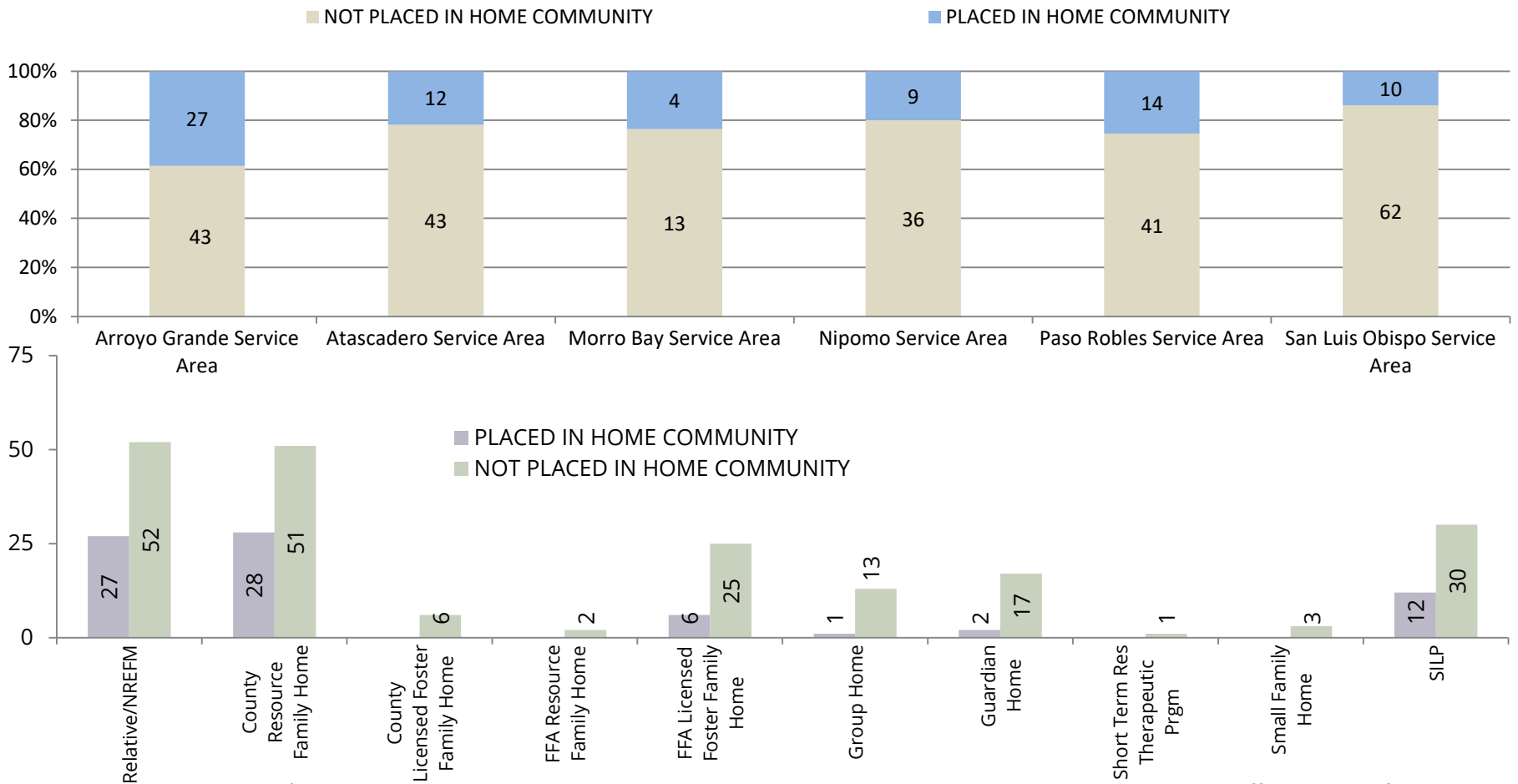


The goal of County of San Luis Obispo Child Welfare Services is to transition children out of Foster Care to safe and stable families in the shortest possible timeframe. As of 12/31/2018, 71% (252 of 354 children) have been in Foster Care for less than two years and 29% have been in Foster Care for more than two years.

County of San Luis Obispo Department of Social Services Snapshot of Children in Foster Care

PLACEMENT OF CHILDREN WITHIN THEIR HOME COMMUNITY

For children who must be in Foster Care, placement with a relative or extended family member within the child's home community is the best possible option. On average, 24% of Foster Children are currently placed in their home community.



County of San Luis Obispo Department of Social Services

Snapshot of Children in Foster Care

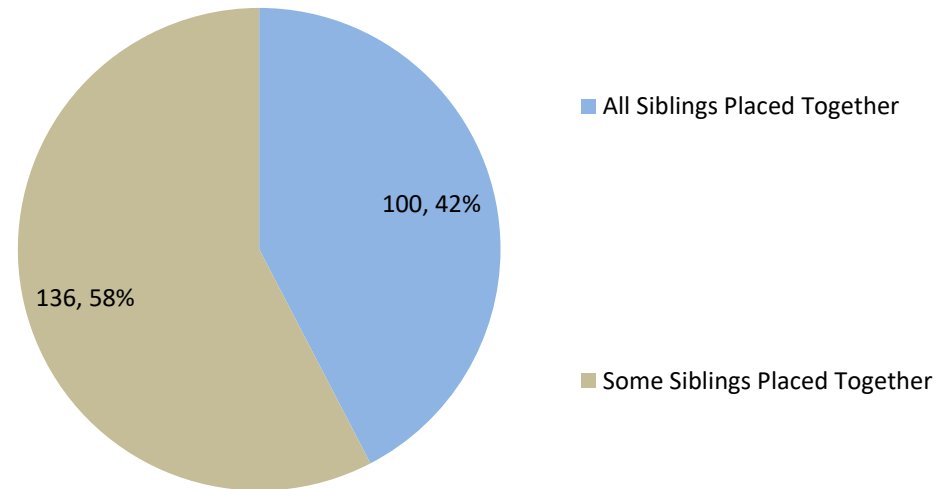
PLACEMENT OF CHILDREN WITH THEIR SIBLINGS

Family-to-Family Outcome: More siblings placed together

As Of October 1, 2018	
All Children in Foster Care Who Have Siblings	205
All Siblings Placed Together	100
Some Siblings Placed Together	136

The most current statistics available for sibling placements are dated October 1, 2018, at which time there were 205 children in placement who have one or more siblings. Of those, 100 (49%) were placed with all of their siblings, 136 children (66%) were placed with some of their siblings, and 0 (0%) were placed separately from their siblings.

Studies show that maintaining sibling relationships is of vital importance to the wellbeing of children. Often, children who are abused or neglected by their caregivers form especially strong ties to their siblings. The emotional support of the sibling bond may nurture a sense of stability and continuity and help to provide a sense of safety for children in Foster Care placements.



County of San Luis Obispo Department of Social Services

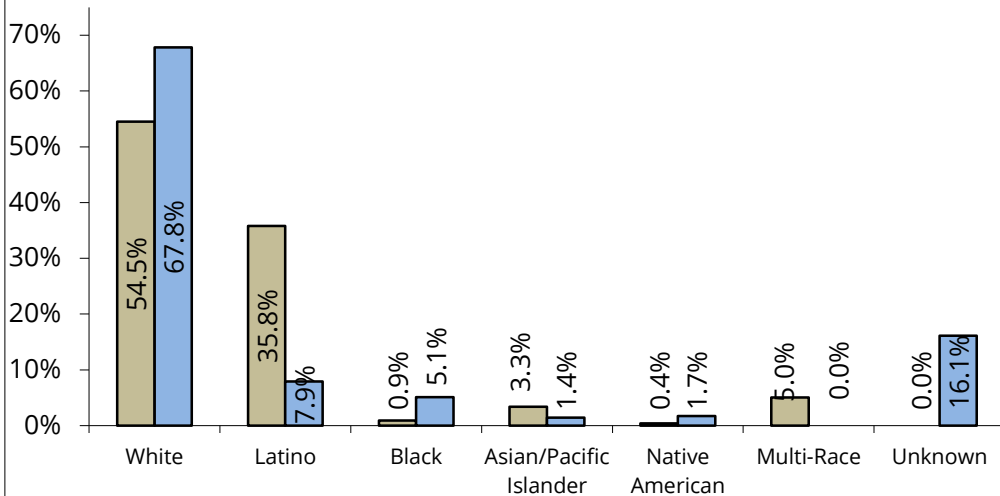
Snapshot of Children in Foster Care

ETHNIC GROUPS AGE 0-20

Family-to-Family Outcome: Reduce disparities associated with race/ethnicity

Ethnic Groups - Children Age 0-20

■ Ethnic Groups as % of County Population
 ■ Children in Placement



Note: There are comparatively very few Black, Asian, and Native American children who are in Foster Care in the County of San Luis Obispo. Therefore, the percentages fluctuate significantly with only minor changes in the numbers.

	# of Children in Placement	Age 0-20 Population
White	240	37550
Latino	28	24659
Black	18	623
Asian/Pacific Islander	5	2306
Native American	6	269
Multi-Race	0	3454
Unknown	57	data not available
Total	354	68861

The Department consistently works to minimize potential disparity through the use of evidence-based practices and the provision of staff training.

Census Demographics from UC Berkeley Center for Social Services Research
 Based on 2018 California Department of Finance Child Population Projections

County of San Luis Obispo Department of Social Services

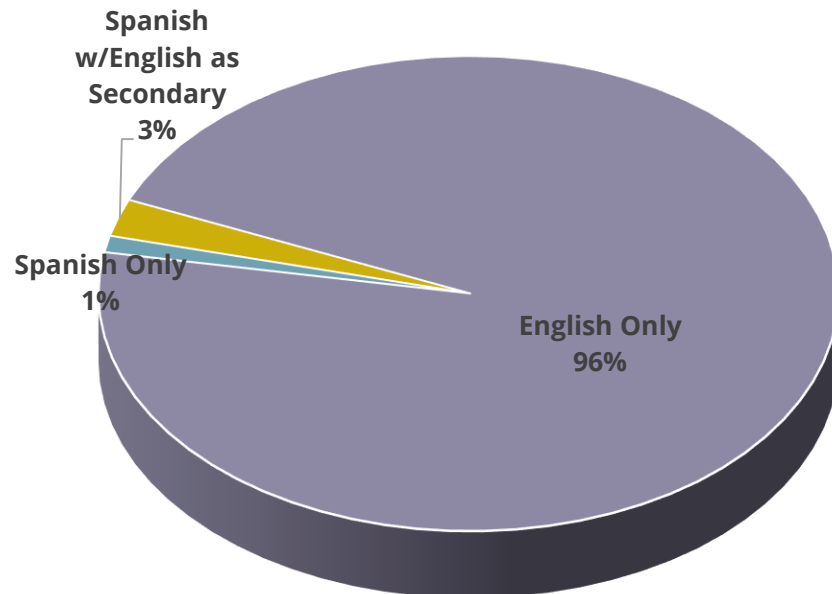
Snapshot of Children in Foster Care

LANGUAGE

Placement and Facility Type for Children Whose Primary Language is Spanish

	Relative/NREFM	County Resource Family Home	County Licensed Foster Family Home	FFA Licensed Foster Family Home	Group Home	Guardian Home	Supervised Independent Living Placement	Sum
Atascadero		1					2	3
Nipomo	1							1
Paso Robles			1	3		1	2	7
Out of County	1				1			2
Sum:	2	1	1	3	1	1	4	13

There are currently 13 children in Foster Care (3.7% of the total 354) whose primary language is Spanish. As of 12/31/2018, these children were placed as shown in the chart to the right. Effort is made to place monolingual children with relatives or extended family members in their home communities and to ensure that they are placed with adults who are able to communicate with them.



County of San Luis Obispo Department of Social Services Snapshot of Children in Foster Care

AGE DISPARITIES

Family-to-Family Outcome: Reduce disparities associated with age

Number of Children in Foster Care by Age



As of December 31, 2018, of the 354 children placed in foster care, 95 are between the ages of 0-5 (26.8%); 94 are between the ages of 6-12 (26.6%) and 165 are between the ages of 13-20 (46.6%).

County of San Luis Obispo Department of Social Services

Snapshot of Children in Foster Care

TEENS Family-to-Family Outcome: Reduce disparities associated with age

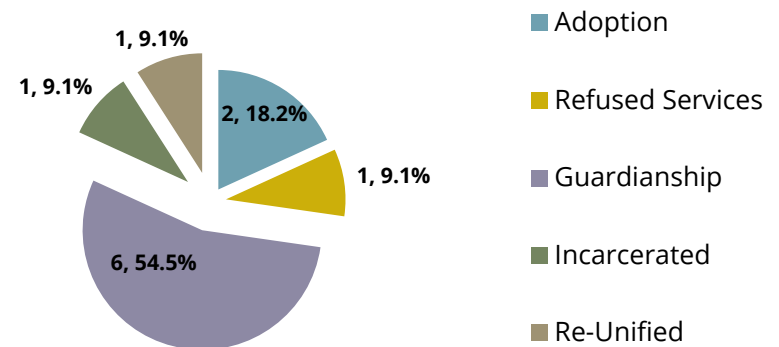
165 County of San Luis Obispo Teens were in Foster Care as of 12/31/2018

Region	Placement Facility Type as of 12/31/2018											Total
	Relative/NREFM Home	County Resource Family Home	County Licensed Foster Family Home	FFA Resource Family Home	FFA Licensed Foster Family Home	Group Home	SILP	Guardian Home	Small Family Home	Court Specified Home	Short Term Therapeutic	
Central/Coastal	2	1		1	4	4	8					20
North	6	11	1		10	2	12	6	2			50
South	9	8		2	8		7	3	1			38
Other than SLO County	9	3			2	10	22	4	1	1	5	57
Sum:	26	23	3	24	1	16	49	13	4	1	5	165

Of the 354 children in Foster Care as of 12/31/2018, 165 (44%) are age 13 or older. This is an decrease from the 12/31/2016 data, when 167 of 378 (44.2%) children in Foster Care were teens.

A total of 11 teen Foster Care cases were closed between 1/1/2018 and 12/31/2018. Of the 11 cases closed, 2 (18%) were closed due to adoption (see chart on right).

Reasons for Closing Teen Foster Care Cases Between 1/1/2018 and 12/31/2018



County of San Luis Obispo Department of Social Services

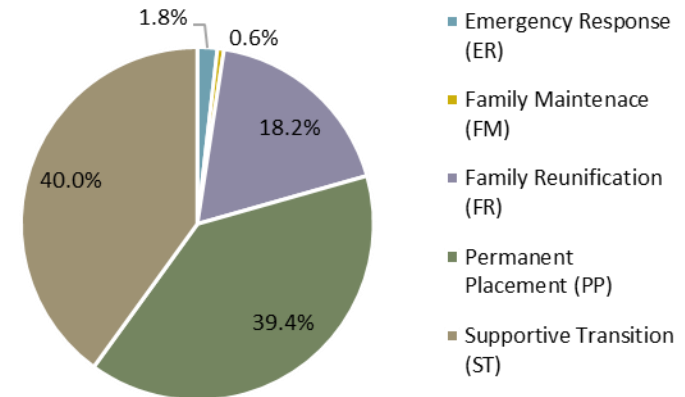
Snapshot of Children in Foster Care

TEENS Family-to-Family Outcome: Reduce disparities associated with age

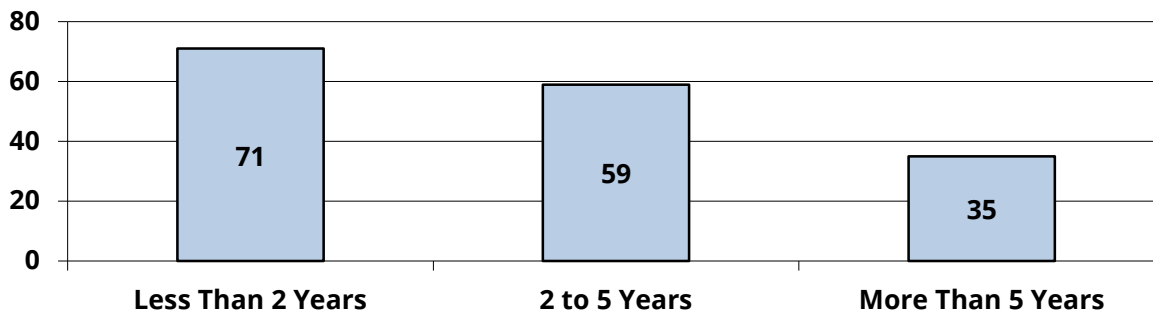
AB12/Extended Foster Care program provides foster youth with the option to remain in Foster Care to receive services and support until the age of 21. After 18 began in January 2012 and the full program was phased in over 3 years.

Youth participating in After 18 are counted in the Supportive Transition Service Component in the chart to the left. As of 12/31/2018, there were 66 youth in placement participating in After 18.

Current Case Service Components for Teens in Foster Care



Length of Stay for 165 Teens in Foster Care



Placement Types for Teens in Foster Care	Emergency Response	Family Maintenance	Family Reunification	Permanent Placement	Supportive Transition	Sum
Relative/NREFM Home	3		11	12		26
County Resource Family Home		1	7	14	1	23
County Licensed Foster Family Home			1			1
FFA Resource Family Home				1	2	3
FFA Licensed Foster Family Home			5	7	12	24
Group Home			4	12		16
Supervised Independent Living Placement (SILP)			1	3	45	49
Guardian Home				9	4	13
Small Family Home			1	1	2	4
Court Specified Home				1		1
Short Term Residential Therapeutic				5		5
Sum	3	1	30	65	66	165

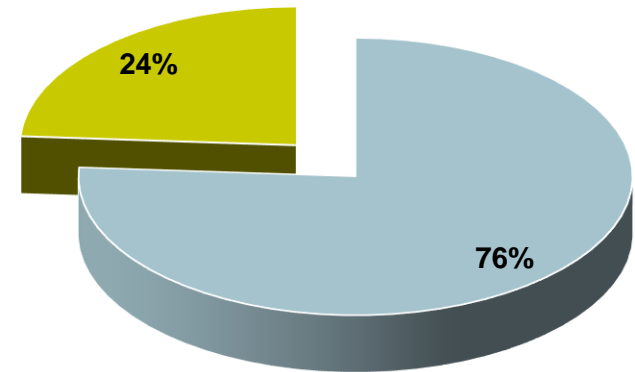
County of San Luis Obispo Department of Social Services

Snapshot Children in Foster Care

MEDICAL CONDITIONS

Medical Conditions of Children in Foster Care	Total # Children Affected	% of Children Affected
Anemia	22	5.4%
Cancer	1	0.2%
Dental-Cavities	169	41.3%
Dermatitis/Other Skin Conditions	38	9.3%
Drug-Alcohol Exposure	23	5.6%
Gastroesophic Disorder	19	4.6%
Mental-Emotional-Behavioral	185	45.2%
Obesity	20	4.9%
Pregnant	2	0.5%
Prematurity	5	1.2%
Seizure Disorder	5	1.2%
Smoker	1	0.2%
Upper Respiratory Infection	151	36.9%
Visual-Hearing-Speech	125	30.6%
No Known Health Condition	77	18.8%
Other Physical Health Condition	242	59.2%

89% of children currently in Foster Care have one or more physical or mental health conditions requiring treatment. The chart above shows some of the more common conditions. Because some children have multiple conditions the percentages do not add up to 100%. The Other Physical Health Issues category includes children in care who have prenatal drug exposure, diabetes, cerebral palsy, congenital heart disease, scoliosis, and a wide range of other conditions. This data is based upon CWS/CMS case records of the 354 children in Foster Care as of 12/31/2018.



- Children with Medical Condition Noted
- Children With No Medical Condition Noted

# of Children in Placement	409
Children with Medical Condition Noted	311
Children With No Medical Condition Noted	98